



ASSEMBLY INSTRUCTIONS

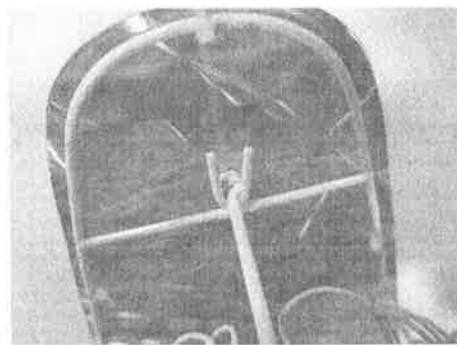
1. Remove all materials from packaging.
2. Connect part pole ① to part ②.



3. Connect the motor rod with the hook on the bottom of snowman.



4. Connect the shaft in middle of see-saw board to the hook on both sides of the base part.



5. For outdoor use, pls secured it with metal lawn stakes.